


VT™



Features

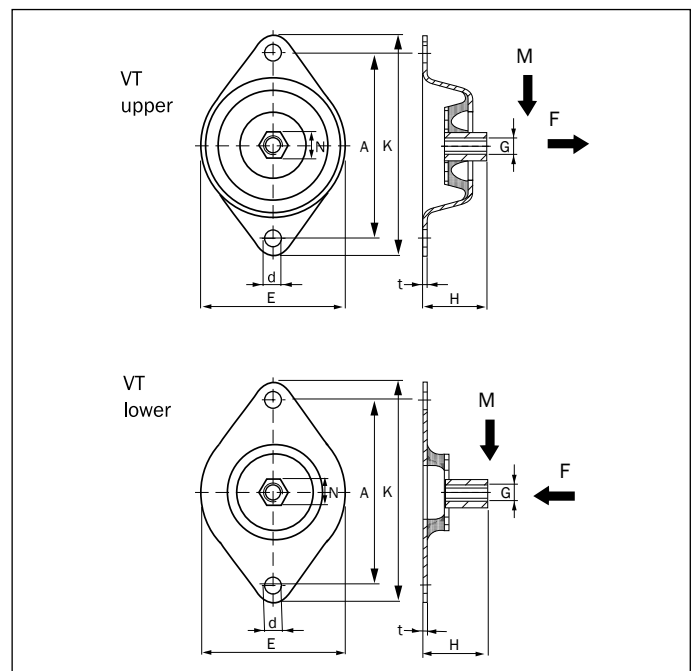
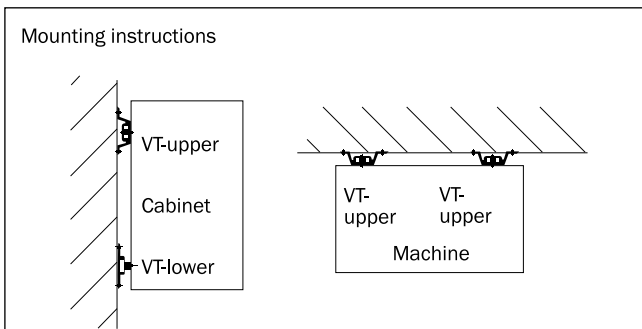
Type VT™ has been designed so that upon installation the rubber section is subjected to shear loads, thus providing high deflection even at low loads.

Two different parts are available. The VT-upper provides for protection against tension preventing the isolated unit from falling down if overloading occurs.

VT-lower is designed to accept horizontal compression loads and allow shear deflection vertically.

Novibra® type VT™

Novibra® type VT™ protects wall-mounted instrument cabinets from vibrations and shocks generated by nearby engines, workshop machinery, etc. It is also suitable to isolate light wall-mounted machines, fans, refrigerating units, etc.

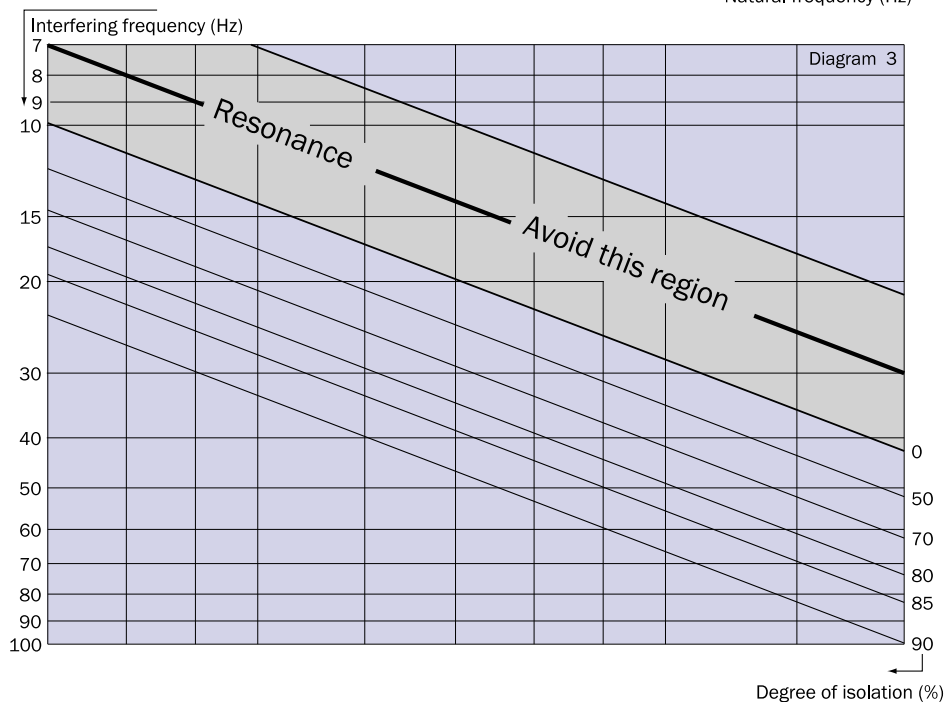
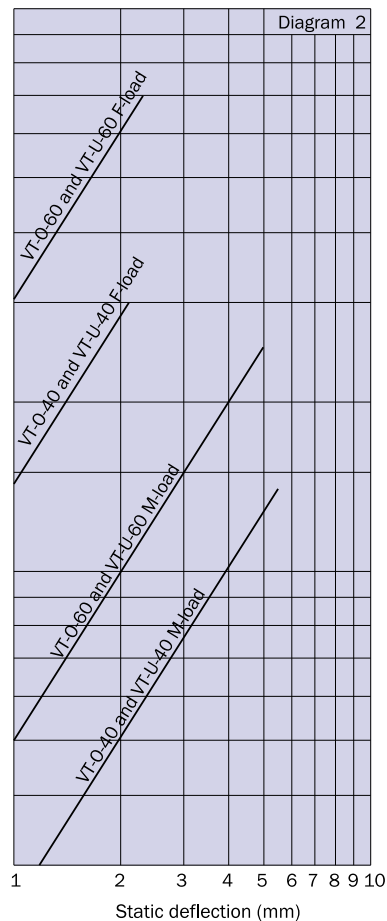
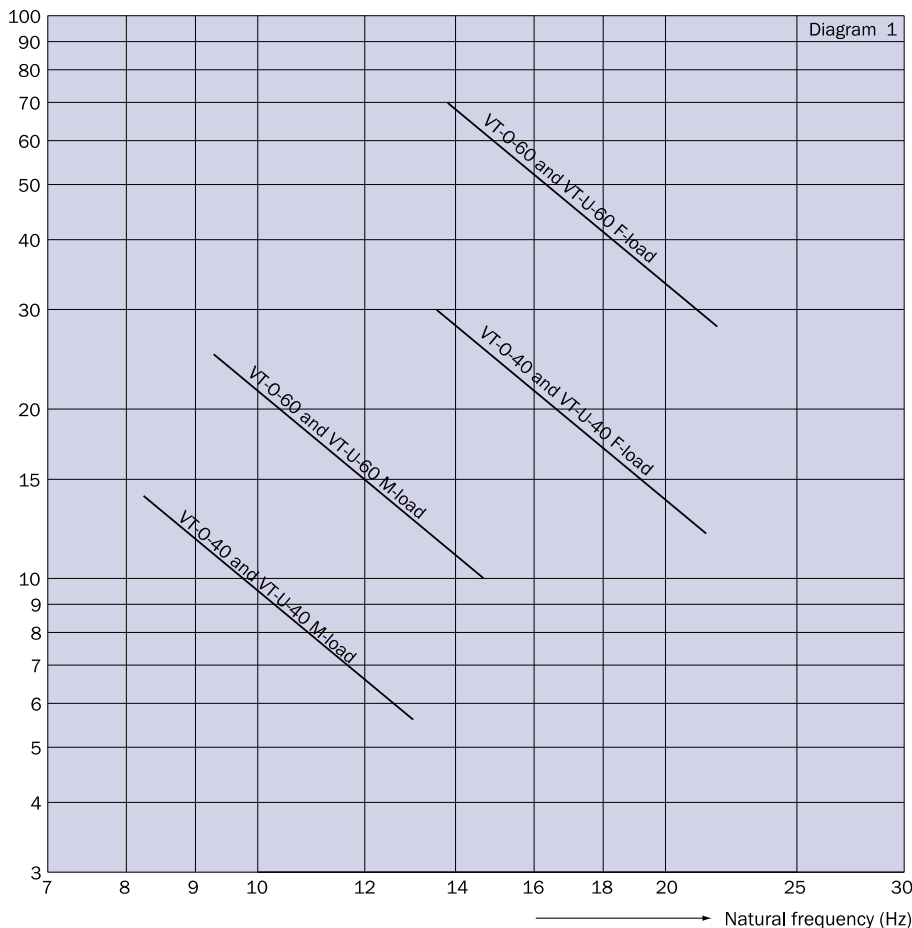


Type	Part no.		Dimensions in mm								M-Max (Kg)		F-Max (Kg)		Weight (Kg)
	40°IRH	60°IRH	E	K	A	H	d	N	t	G	40°IRH	60°IRH	40°IRH	60°IRH	
VT Upper	10-01369	10-01370	75	114	96	33	9	15	1,5	M8	14	25	30	70	0,149
VT Lower	10-01373	10-00015	75	114	96	33	9	15	1,5	M8	14	25	30	70	0,104

VT™

Note: The natural frequencies and degrees of isolation are based on dynamic characteristics of the mountings.

Load per mounting (kg)



To select correct mounting, following data are needed:
 1) Load per mounting (kg)
 2) Interfering frequency (Hz) (Hz = rpm / 60)
 Select correct load line in diagram 1 and correct interference line in diagram 3. The load line intersects with required type of mounting. Connect this intersection point vertically down to the interference line in diagram 3. Here, on the sloping curve, the isolation degree is indicated. For static deflection, see diagram 2.

